



LATROBE VALLEY 8-BALL ASSOCIATION



Summer Competition Results 2002-2003

Results of Round No:

1

1st October, 2002


Scores

Team	Frames		Team	Frames
Morwell R.S.L. Greens	12	defeated	T.R.S.L. Maroons	3
T.I.S.C. Marlins	8	defeated	Churchill Saloon Bar	7
I.A.S.C. Whites	7	lost to	Crown Sharks	8
Xscape Force	5	lost to	Grand Junction Hotel Blacks	10
Ryans Hotel	6	lost to	I.A.S.C. Blacks	9
Rosedale	10	defeated	T.I.S.C. Stingrays	5
Star Bar	13	defeated	Morwell R.S.L. Gold's	2

Ladder

Team	For	Against	Percentage	Pts
Star Bar	13	2	650.00%	2
Morwell Return Service League Greens	12	3	400.00%	2
Grand Junction Hotel Blacks	10	5	200.00%	2
Rosedale	10	5	200.00%	2
Italian Australian Social & Sporting Club Blacks	9	6	150.00%	2
Traralgon Indoor Sports Centre Marlins	8	7	114.29%	2
Crown Sharks	8	7	114.29%	2
Italian Australian Social & Sporting Club Whites	7	8	87.50%	0
Churchill Saloon Bar	7	8	87.50%	0
Ryan's Hotel	6	9	66.67%	0
Traralgon Indoor Sports Centre Stingrays	5	10	50.00%	0
Xscape Force	5	10	50.00%	0
Traralgon Return Service League Maroons	3	12	25.00%	0
Morwell Return Service League Gold's	2	13	15.38%	0

Home team captains preferably sms or phone scores to Paul Pike on 04 thanks.



Match Play

	Rnd	Match	Mk	Rnd	Match	Mk	Rnd	Match	Mk
D	1	1 v A	5	6	1 v C	A	11	3 v C	1
R	2	2 v C	E	7	3 v D	4	12	4 v D	E
A	3	5 v D	1	8	2 v A	B	13	1 v B	2
W	4	3 v E	C	9	4 v E	3	14	5 v A	C
	5	4 v B	2	10	5 v B	D	15	2 v E	3



LATROBE VALLEY 8-BALL ASSOCIATION



Summer Competition Results 2002-2003

Results of Round No:

2

8th October, 2002

Scores

Team	Frames		Team	Frames
Churchill Saloon Bar	6	lost to	Morwell R.S.L. Greens	9
Crown Sharks	12	lost to	T.I.S.C. Marlins	3
Grand Junction Hotel Blacks	8	defeated	I.A.S.C. Whites	7
I.A.S.C. Blacks	10	defeated	Xscape Force	5
T.I.S.C. Stingrays	7	lost to	Ryans Hotel	8
Morwell R.S.L. Gold's	5	lost to	Rosedale	10
T.R.S.L. Maroons	5	lost to	Star Bar	10

Ladder

Team	For	Against	Percentage	Pts
Star Bar	23	7	328.57%	4
Morwell Return Service League Greens	21	9	233.33%	4
Crown Sharks	20	10	200.00%	4
Rosedale	20	10	200.00%	4
Italian Australian Social & Sporting Club Blacks	19	11	172.73%	4
Grand Junction Hotel Blacks	18	12	150.00%	4
Ryan's Hotel	14	16	87.50%	2
Traralgon Indoor Sports Centre Marlins	11	19	57.89%	2
Italian Australian Social & Sporting Club Whites	14	16	87.50%	0
Churchill Saloon Bar	13	17	76.47%	0
Traralgon Indoor Sports Centre Stingrays	12	18	66.67%	0
Xscape Force	10	20	50.00%	0
Traralgon Return Service League Maroons	8	22	36.36%	0
Morwell Return Service League Gold's	7	23	30.43%	0

Home team captains preferably sms or phone scores to Paul Pike on 04 thanks.



Match Play

	Rnd	Match	Mk	Rnd	Match	Mk	Rnd	Match	Mk
D	1	1 v A	5	6	1 v C	A	11	3 v C	1
R	2	2 v C	E	7	3 v D	4	12	4 v D	E
A	3	5 v D	1	8	2 v A	B	13	1 v B	2
W	4	3 v E	C	9	4 v E	3	14	5 v A	C
	5	4 v B	2	10	5 v B	D	15	2 v E	3



LATROBE VALLEY 8-BALL ASSOCIATION



Summer Competition Results 2002-2003

Results of Round No:

3

15th October, 2002

Scores

Team	Frames		Team	Frames
Morwell R.S.L. Greens	5	lost to	Crown Sharks	10
T.I.S.C. Marlins	6	lost to	Grand Junction Hotel Blacks	9
I.A.S.C. Whites	14	defeated	I.A.S.C. Blacks	1
Xscape Force	9	defeated	T.I.S.C. Stingrays	6
Ryans Hotel	8	defeated	Morwell R.S.L. Gold's	7
Rosedale	6	lost to	Star Bar	9
Churchill Saloon Bar	6	lost to	T.R.S.L. Maroons	9

Ladder

Team	For	Against	Percentage	Pts
Star Bar	32	13	246.15%	6
Crown Sharks	30	15	200.00%	6
Grand Junction Hotel Blacks	27	18	150.00%	6
Morwell Return Service League Greens	26	19	136.84%	4
Rosedale	26	19	136.84%	4
Ryan's Hotel	22	23	95.65%	4
Italian Australian Social & Sporting Club Blacks	20	25	80.00%	4
Italian Australian Social & Sporting Club Whites	28	17	164.71%	2
Xscape Force	19	26	73.08%	2
Traralgon Return Service League Maroons	17	28	60.71%	2
Traralgon Indoor Sports Centre Marlins	17	28	60.71%	2
Churchill Saloon Bar	19	26	73.08%	0
Traralgon Indoor Sports Centre Stingrays	18	27	66.67%	0
Morwell Return Service League Gold's	14	31	45.16%	0

Home team captains preferably sms or phone scores to Paul Pike on 04 thanks.



Match Play

	Rnd	Match	Mk	Rnd	Match	Mk	Rnd	Match	Mk
D	1	1 v A	5	6	1 v C	A	11	3 v C	1
R	2	2 v C	E	7	3 v D	4	12	4 v D	E
A	3	5 v D	1	8	2 v A	B	13	1 v B	2
W	4	3 v E	C	9	4 v E	3	14	5 v A	C
	5	4 v B	2	10	5 v B	D	15	2 v E	3



LATROBE VALLEY 8-BALL ASSOCIATION



Summer Competition Results 2002-2003

Results of Round No:

4

22nd October, 2002


Scores

Team	Frames		Team	Frames
Grand Junction Hotel Blacks	10	defeated	Morwell R.S.L. Greens	5
I.A.S.C. Blacks	11	defeated	T.I.S.C. Marlins	4
T.I.S.C. Stingrays	3	lost to	I.A.S.C. Whites	12
Morwell R.S.L. Gold's	6	lost to	Xscape Force	9
Star Bar	9	defeated	Ryans Hotel	6
T.R.S.L. Maroons	8	defeated	Rosedale	7
Crown Sharks	10	defeated	Churchill Saloon Bar	5

Ladder

Team	For	Against	Percentage	Pts
Star Bar	41	19	215.79%	8
Crown Sharks	40	20	200.00%	8
Grand Junction Hotel Blacks	37	23	160.87%	8
Italian Australian Social & Sporting Club Blacks	31	29	106.90%	6
Italian Australian Social & Sporting Club Whites	40	20	200.00%	4
Rosedale	33	27	122.22%	4
Morwell Return Service League Greens	31	29	106.90%	4
Ryan's Hotel	28	32	87.50%	4
Xscape Force	28	32	87.50%	4
Traralgon Return Service League Maroons	25	35	71.43%	4
Traralgon Indoor Sports Centre Marlins	21	39	53.85%	2
Churchill Saloon Bar	24	36	66.67%	0
Traralgon Indoor Sports Centre Stingrays	21	39	53.85%	0
Morwell Return Service League Gold's	20	40	50.00%	0

Home team captains preferably sms or phone scores to Paul Pike on 04 thanks.



Match Play

	Rnd	Match	Mk	Rnd	Match	Mk	Rnd	Match	Mk
D	1	1 v A	5	6	1 v C	A	11	3 v C	1
R	2	2 v C	E	7	3 v D	4	12	4 v D	E
A	3	5 v D	1	8	2 v A	B	13	1 v B	2
W	4	3 v E	C	9	4 v E	3	14	5 v A	C
	5	4 v B	2	10	5 v B	D	15	2 v E	3



LATROBE VALLEY 8-BALL ASSOCIATION



Summer Competition Results 2002-2003

Results of Round No:

5

29th October, 2002


Scores

Team	Frames		Team	Frames
Morwell R.S.L. Greens	14	defeated	I.A.S.C. Blacks	1
T.I.S.C. Marlins	8	defeated	T.I.S.C. Stingrays	7
I.A.S.C. Whites	12	defeated	Morwell R.S.L. Gold's	2
Xscape Force	5	lost to	Star Bar	10
Ryans Hotel	10	defeated	Rosedale	5
Churchill Saloon Bar	5	lost to	Grand Junction Hotel Blacks	10
Crown Sharks	15	defeated	T.R.S.L. Maroons	0

Ladder

Team	For	Against	Percentage	Pts
Crown Sharks	55	20	275.00%	10
Star Bar	51	24	212.50%	10
Grand Junction Hotel Blacks	47	28	167.86%	10
Italian Australian Social & Sporting Club Whites	53	22	240.91%	6
Morwell Return Service League Greens	45	30	150.00%	6
Ryan's Hotel	38	37	102.70%	6
Italian Australian Social & Sporting Club Blacks	32	43	74.42%	6
Rosedale	38	37	102.70%	4
Xscape Force	33	42	78.57%	4
Traralgon Indoor Sports Centre Marlins	29	46	63.04%	4
Traralgon Return Service League Maroons	25	50	50.00%	4
Churchill Saloon Bar	29	46	63.04%	0
Traralgon Indoor Sports Centre Stingrays	28	47	59.57%	0
Morwell Return Service League Gold's	22	53	41.51%	0

Home team captains preferably sms or phone scores to Paul Pike on 04 thanks.



Match Play

	Rnd	Match	Mk	Rnd	Match	Mk	Rnd	Match	Mk
D	1	1 v A	5	6	1 v C	A	11	3 v C	1
R	2	2 v C	E	7	3 v D	4	12	4 v D	E
A	3	5 v D	1	8	2 v A	B	13	1 v B	2
W	4	3 v E	C	9	4 v E	3	14	5 v A	C
	5	4 v B	2	10	5 v B	D	15	2 v E	3



LATROBE VALLEY 8-BALL ASSOCIATION



Summer Competition Results 2002-2003

Results of Round No:

6

12th November, 2003

Scores

Team	Frames		Team	Frames
T.I.S.C. Stingrays	4	lost to	Morwell R.S.L. Greens	11
Morwell R.S.L. Gold's	8	defeated	T.I.S.C. Marlins	7
Star Bar	8	defeated	I.A.S.C. Whites	7
Rosedale	11	defeated	Xscape Force	4
T.R.S.L. Maroons	10	defeated	Ryans Hotel	5
I.A.S.C. Blacks	6	lost to	Churchill Saloon Bar	9
Grand Junction Hotel Blacks	11	defeated	Crown Sharks	4

Ladder

Team	For	Against	Percentage	Pts
Star Bar	59	31	190.32%	12
Grand Junction Hotel Blacks	58	32	181.25%	12
Crown Sharks	59	31	190.32%	10
Morwell Return Service League Greens	56	34	164.71%	8
Italian Australian Social & Sporting Club Whites	60	30	200.00%	6
Rosedale	49	41	119.51%	6
Ryan's Hotel	43	47	91.49%	6
Italian Australian Social & Sporting Club Blacks	38	52	73.08%	6
Traralgon Return Service League Maroons	35	55	63.64%	6
Xscape Force	37	53	69.81%	4
Traralgon Indoor Sports Centre Marlins	36	54	66.67%	4
Churchill Saloon Bar	38	52	73.08%	2
Morwell Return Service League Gold's	30	60	50.00%	2
Traralgon Indoor Sports Centre Stingrays	32	58	55.17%	0

Home team captains preferably sms or phone scores to Paul Pike on 04 thanks.

Match Play

	Rnd	Match	Mk	Rnd	Match	Mk	Rnd	Match	Mk
D	1	1 v A	5	6	1 v C	A	11	3 v C	1
R	2	2 v C	E	7	3 v D	4	12	4 v D	E
A	3	5 v D	1	8	2 v A	B	13	1 v B	2
W	4	3 v E	C	9	4 v E	3	14	5 v A	C
	5	4 v B	2	10	5 v B	D	15	2 v E	3



LATROBE VALLEY 8-BALL ASSOCIATION



Summer Competition Results 2002-2003

Results of Round No:

7

19th November, 2002


Scores

Team	Frames		Team	Frames
Morwell R.S.L. Greens	11	defeated	Morwell R.S.L. Gold's	4
T.I.S.C. Marlins	2	defeated	Star Bar	13
I.A.S.C. Whites	11	defeated	Rosedale	4
Xscape Force	10	defeated	Ryans Hotel	5
Churchill Saloon Bar	11	defeated	T.I.S.C. Stingrays	4
Crown Sharks	12	defeated	I.A.S.C. Blacks	3
T.R.S.L. Maroons	5	lost to	Grand Junction Hotel Blacks	10

Ladder

Team	For	Against	Percentage	Pts
Star Bar	72	33	218.18%	14
Grand Junction Hotel Blacks	68	37	183.78%	14
Crown Sharks	71	34	208.82%	12
Morwell Return Service League Greens	67	38	176.32%	10
Italian Australian Social & Sporting Club Whites	71	34	208.82%	8
Rosedale	53	52	101.92%	6
Ryan's Hotel	48	57	84.21%	6
Xscape Force	47	58	81.03%	6
Italian Australian Social & Sporting Club Blacks	41	64	64.06%	6
Traralgon Return Service League Maroons	40	65	61.54%	6
Churchill Saloon Bar	49	56	87.50%	4
Traralgon Indoor Sports Centre Marlins	38	67	56.72%	4
Morwell Return Service League Gold's	34	71	47.89%	2
Traralgon Indoor Sports Centre Stingrays	36	69	52.17%	0

Home team captains preferably sms or phone scores to Paul Pike on 04 thanks.



Match Play

	Rnd	Match	Mk	Rnd	Match	Mk	Rnd	Match	Mk
D	1	1 v A	5	6	1 v C	A	11	3 v C	1
R	2	2 v C	E	7	3 v D	4	12	4 v D	E
A	3	5 v D	1	8	2 v A	B	13	1 v B	2
W	4	3 v E	C	9	4 v E	3	14	5 v A	C
	5	4 v B	2	10	5 v B	D	15	2 v E	3



LATROBE VALLEY 8-BALL ASSOCIATION



Summer Competition Results 2002-2003

Results of Round No:

8

26th November, 2002

Scores

Team	Frames		Team	Frames
Star Bar	8	defeated	Morwell R.S.L. Greens	7
Rosedale	13	defeated	T.I.S.C. Marlins	2
Ryans Hotel	5	lost to	I.A.S.C. Whites	10
Xscape Force	9	defeated	T.R.S.L. Maroons	6
Morwell R.S.L. Gold's	10	defeated	Churchill Saloon Bar	5
T.I.S.C. Stingrays	3	lost to	Crown Sharks	12
I.A.S.C. Blacks	4	lost to	Grand Junction Hotel Blacks	11

Ladder

Team	For	Against	Percentage	Pts
Star Bar	80	40	200.00%	16
Grand Junction Hotel Blacks	79	41	192.68%	16
Crown Sharks	83	37	224.32%	14
Italian Australian Social & Sporting Club Whites	81	39	207.69%	10
Morwell Return Service League Greens	74	46	160.87%	10
Rosedale	66	54	122.22%	8
Xscape Force	56	64	87.50%	8
Ryan's Hotel	53	67	79.10%	6
Traralgon Return Service League Maroons	46	74	62.16%	6
Italian Australian Social & Sporting Club Blacks	45	75	60.00%	6
Churchill Saloon Bar	54	66	81.82%	4
Morwell Return Service League Gold's	44	76	57.89%	4
Traralgon Indoor Sports Centre Marlins	40	80	50.00%	4
Traralgon Indoor Sports Centre Stingrays	39	81	48.15%	0

Home team captains preferably sms or phone scores to Paul Pike on 04 thanks.

Match Play

	Rnd	Match	Mk	Rnd	Match	Mk	Rnd	Match	Mk
D	1	1 v A	5	6	1 v C	A	11	3 v C	1
R	2	2 v C	E	7	3 v D	4	12	4 v D	E
A	3	5 v D	1	8	2 v A	B	13	1 v B	2
W	4	3 v E	C	9	4 v E	3	14	5 v A	C
	5	4 v B	2	10	5 v B	D	15	2 v E	3



LATROBE VALLEY 8-BALL ASSOCIATION



Summer Competition Results 2002-2003

Results of Round No:

9

3rd December, 2002


Scores

Team	Frames		Team	Frames
Morwell R.S.L. Greens	8	defeated	Rosedale	7
T.I.S.C. Marlins	6	lost to	Ryans Hotel	9
I.A.S.C. Whites	11	defeated	Xscape Force	4
Churchill Saloon Bar	4	lost to	Star Bar	11
Crown Sharks	13	defeated	Morwell R.S.L. Gold's	2
Grand Junction Hotel Blacks	13	defeated	T.I.S.C. Stingrays	2
T.R.S.L. Maroons	9	defeated	I.A.S.C. Blacks	6

Ladder

Team	For	Against	Percentage	Pts
Grand Junction Hotel Blacks	92	43	213.95%	18
Star Bar	91	44	206.82%	18
Crown Sharks	96	39	246.15%	16
Italian Australian Social & Sporting Club Whites	92	43	213.95%	12
Morwell Return Service League Greens	82	53	154.72%	12
Rosedale	73	62	117.74%	8
Ryan's Hotel	62	73	84.93%	8
Xscape Force	60	75	80.00%	8
Traralgon Return Service League Maroons	55	80	68.75%	8
Italian Australian Social & Sporting Club Blacks	51	84	60.71%	6
Churchill Saloon Bar	58	77	75.32%	4
Morwell Return Service League Gold's	46	89	51.69%	4
Traralgon Indoor Sports Centre Marlins	46	89	51.69%	4
Traralgon Indoor Sports Centre Stingrays	41	94	43.62%	0

Home team captains preferably sms or phone scores to Paul Pike on 04 thanks.



Match Play

	Rnd	Match	Mk	Rnd	Match	Mk	Rnd	Match	Mk
D	1	1 v A	5	6	1 v C	A	11	3 v C	1
R	2	2 v C	E	7	3 v D	4	12	4 v D	E
A	3	5 v D	1	8	2 v A	B	13	1 v B	2
W	4	3 v E	C	9	4 v E	3	14	5 v A	C
	5	4 v B	2	10	5 v B	D	15	2 v E	3



LATROBE VALLEY 8-BALL ASSOCIATION



Summer Competition Results 2002-2003

Results of Round No:

10

10th December, 2002

Scores

Team	Frames		Team	Frames
Ryans Hotel	7	lost to	Morwell R.S.L. Greens	8
Xscape Force	10	defeated	T.I.S.C. Marlins	5
I.A.S.C. Whites	11	defeated	T.R.S.L. Maroons	4
Rosedale	11	defeated	Churchill Saloon Bar	4
Star Bar	10	defeated	Crown Sharks	5
Morwell R.S.L. Gold's	3	lost to	Grand Junction Hotel Blacks	12
T.I.S.C. Stingrays	5	lost to	I.A.S.C. Blacks	10

Ladder

Team	For	Against	Percentage	Pts
Grand Junction Hotel Blacks	104	46	226.09%	20
Star Bar	101	49	206.12%	20
Crown Sharks	101	49	206.12%	16
Italian Australian Social & Sporting Club Whites	103	47	219.15%	14
Morwell Return Service League Greens	90	60	150.00%	14
Rosedale	84	66	127.27%	10
Xscape Force	70	80	87.50%	10
Ryan's Hotel	69	81	85.19%	8
Traralgon Return Service League Maroons	59	91	64.84%	8
Italian Australian Social & Sporting Club Blacks	56	94	59.57%	6
Churchill Saloon Bar	62	88	70.45%	4
Traralgon Indoor Sports Centre Marlins	51	99	51.52%	4
Morwell Return Service League Gold's	49	101	48.51%	4
Traralgon Indoor Sports Centre Stingrays	51	99	51.52%	2

Home team captains preferably sms or phone scores to Paul Pike on 04 thanks.

Match Play

	Rnd	Match	Mk	Rnd	Match	Mk	Rnd	Match	Mk
D	1	1 v A	5	6	1 v C	A	11	3 v C	1
R	2	2 v C	E	7	3 v D	4	12	4 v D	E
A	3	5 v D	1	8	2 v A	B	13	1 v B	2
W	4	3 v E	C	9	4 v E	3	14	5 v A	C
	5	4 v B	2	10	5 v B	D	15	2 v E	3



LATROBE VALLEY 8-BALL ASSOCIATION



Summer Competition Results 2002-2003

Results of Round No:

11

14th January, 2003


Scores

Team	Frames		Team	Frames
Morwell R.S.L. Greens	7	lost to	Xscape Force	8
T.I.S.C. Marlins	5	lost to	I.A.S.C. Whites	10
Churchill Saloon Bar	8	lost to	Ryans Hotel	7
Crown Sharks	11	defeated	Rosedale	4
Grand Junction Hotel Blacks	7	lost to	Star Bar	8
I.A.S.C. Blacks	7	lost to	Morwell R.S.L. Gold's	8
T.R.S.L. Maroons	7	lost to	T.I.S.C. Stingrays	8

Ladder

Team	For	Against	Percentage	Pts
Star Bar	109	56	194.64%	22
Grand Junction Hotel Blacks	111	54	205.56%	20
Crown Sharks	112	53	211.32%	18
Italian Australian Social & Sporting Club Whites	113	52	217.31%	16
Morwell Return Service League Greens	97	68	142.65%	14
Xscape Force	78	87	89.66%	12
Rosedale	88	77	114.29%	10
Ryan's Hotel	76	89	85.39%	8
Traralgon Return Service League Maroons	66	99	66.67%	8
Churchill Saloon Bar	70	95	73.68%	6
Italian Australian Social & Sporting Club Blacks	63	102	61.76%	6
Morwell Return Service League Gold's	57	108	52.78%	6
Traralgon Indoor Sports Centre Marlins	59	106	55.66%	4
Traralgon Indoor Sports Centre Stingrays	56	109	51.38%	4

Home team captains preferably sms or phone scores to Paul Pike on 04 thanks.



Match Play

	Rnd	Match	Mk	Rnd	Match	Mk	Rnd	Match	Mk
D	1	1 v A	5	6	1 v C	A	11	3 v C	1
R	2	2 v C	E	7	3 v D	4	12	4 v D	E
A	3	5 v D	1	8	2 v A	B	13	1 v B	2
W	4	3 v E	C	9	4 v E	3	14	5 v A	C
	5	4 v B	2	10	5 v B	D	15	2 v E	3



LATROBE VALLEY 8-BALL ASSOCIATION



Summer Competition Results 2002-2003

Results of Round No:

12

21st January, 2003


Scores

Team	Frames		Team	Frames
I.A.S.C. Whites	9	defeated	Morwell R.S.L. Greens	6
T.I.S.C. Marlins	7	lost to	T.R.S.L. Maroons	8
Xscape Force	7	lost to	Churchill Saloon Bar	8
Ryans Hotel	7	lost to	Crown Sharks	8
Rosedale	7	lost to	Grand Junction Hotel Blacks	8
Star Bar	14	defeated	I.A.S.C. Blacks	1
Morwell R.S.L. Gold's	7	lost to	T.I.S.C. Stingrays	8

Ladder

Team	For	Against	Percentage	Pts
Star Bar	123	57	215.79%	24
Grand Junction Hotel Blacks	119	61	195.08%	22
Crown Sharks	120	60	200.00%	20
Italian Australian Social & Sporting Club Whites	122	58	210.34%	18
Morwell Return Service League Greens	103	77	133.77%	14
Xscape Force	85	95	89.47%	12
Rosedale	95	85	111.76%	10
Traralgon Return Service League Maroons	74	106	69.81%	10
Ryan's Hotel	83	97	85.57%	8
Churchill Saloon Bar	78	102	76.47%	8
Traralgon Indoor Sports Centre Marlins	67	113	59.29%	6
Morwell Return Service League Gold's	64	116	55.17%	6
Italian Australian Social & Sporting Club Blacks	64	116	55.17%	6
Traralgon Indoor Sports Centre Stingrays	63	117	53.85%	4

Home team captains preferably sms or phone scores to Paul Pike on 04 thanks.



Match Play

	Rnd	Match	Mk	Rnd	Match	Mk	Rnd	Match	Mk
D	1	1 v A	5	6	1 v C	A	11	3 v C	1
R	2	2 v C	E	7	3 v D	4	12	4 v D	E
A	3	5 v D	1	8	2 v A	B	13	1 v B	2
W	4	3 v E	C	9	4 v E	3	14	5 v A	C
	5	4 v B	2	10	5 v B	D	15	2 v E	3



LATROBE VALLEY 8-BALL ASSOCIATION



Summer Competition Results 2002-2003

Results of Round No:

13

26th January, 2003


Scores

Team	Frames		Team	Frames
Morwell R.S.L. Greens	13	defeated	T.I.S.C. Marlins	2
Churchill Saloon Bar	6	lost to	I.A.S.C. Whites	9
Crown Sharks	6	lost to	Xscape Force	9
Grand Junction Hotel Blacks	13	defeated	Ryans Hotel	2
I.A.S.C. Blacks	2	lost to	Rosedale	13
T.I.S.C. Stingrays	5	lost to	Star Bar	10
T.R.S.L. Maroons	8	defeated	Morwell R.S.L. Gold's	7

Ladder

Team	For	Against	Percentage	Pts
Star Bar	133	62	214.52%	26
Grand Junction Hotel Blacks	132	63	209.52%	24
Italian Australian Social & Sporting Club Whites	131	64	204.69%	20
Crown Sharks	126	69	182.61%	20
Morwell Return Service League Greens	116	79	146.84%	16
Xscape Force	94	101	93.07%	14
Rosedale	108	87	124.14%	12
Traralgon Return Service League Maroons	81	114	71.05%	10
Ryan's Hotel	85	110	77.27%	8
Churchill Saloon Bar	84	111	75.68%	8
Morwell Return Service League Gold's	72	123	58.54%	8
Traralgon Indoor Sports Centre Stingrays	72	123	58.54%	6
Italian Australian Social & Sporting Club Blacks	66	129	51.16%	6
Traralgon Indoor Sports Centre Marlins	65	130	50.00%	4

Home team captains preferably sms or phone scores to Paul Pike on 04 thanks.



Match Play

	Rnd	Match	Mk	Rnd	Match	Mk	Rnd	Match	Mk
D	1	1 v A	5	6	1 v C	A	11	3 v C	1
R	2	2 v C	E	7	3 v D	4	12	4 v D	E
A	3	5 v D	1	8	2 v A	B	13	1 v B	2
W	4	3 v E	C	9	4 v E	3	14	5 v A	C
	5	4 v B	2	10	5 v B	D	15	2 v E	3